



## Construction Specs

4 x 4 pressure-treated timbers form the runners: two for 6' wide buildings, three for 8' wide, and five for 10', 12' and 14' wide buildings.

Floor joists, wall studding and rafters are constructed using lumber spaced 16" on center. Floors are covered with 5/8" flooring. Walls are covered with your choice of either 1/2" sheathing and vinyl siding or 1/2" T1-11 siding. Roof trusses are designed to give maximum headroom over most of the floor area. The roof consists of 1/2" sheathing covered with architectural asphalt shingles.

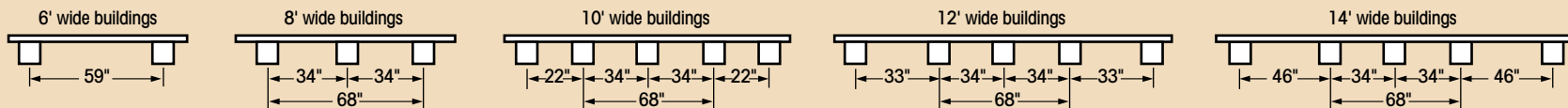
## Our Quality Sheds

...are made for you by skilled workers using quality materials to give you a long-lasting structure with a minimal amount of maintenance.

...are sturdy and very well-built; ideal for storing garden tractors, lawn mowers, furniture, motorcycles, bikes, snowmobiles and even cars.

We also custom build two car garages.

If your building cannot be delivered fully assembled, we will build on-site at an additional cost.



SKID LAYOUT



8' x 10' • T1-11  
Color: Tan  
Trim: Chestnut Brown  
Shingles: Slate



12' x 20' • Vinyl  
Color: White  
Trim: White  
Shingles: Black



8' x 10' • Vinyl  
Color: Heritage Gray  
Trim: Heritage Gray  
Shingles: Slate



10' x 16' • Vinyl with 4' Porch  
Color: Classic Linen  
Trim: White  
Shingles: Black



12' x 16' • T1-11  
Color: Buckskin  
Trim: White  
Shingles: Earthtone Cedar



10' x 14' • T1-11 • Transom Dormer  
Color: Navajo White  
Trim: Buckskin  
Shingles: Slate

# Barn Style



10' x 16' • T1-11 Barn • 6'-4" Walls  
Color: White  
Trim: Black  
Shingles: Charcoal

8' x 12' • T1-11 Barn • 4' Walls  
Color: Clay  
Trim: Avocado  
Shingles: Weatherwood



12' x 16' • T1-11 Barn • 5'-4" Walls  
Color: Ronks Gray  
Trim: White  
Shingles: Dual Gray



10' x 14' • T1-11 Deluxe Barn • 6'-4" Walls  
Color: Chestnut Brown  
Trim: Navajo White  
Shingles: Earthtone Cedar



12' x 20' • Vinyl Barn • 6'-4" Walls  
Color: Prairie Wheat  
Trim: Charcoal Brown  
Shingles: Weatherwood



10' x 18' • T1-11 Barn • 6'-4" Walls  
Color: White  
Trim: Charcoal Brown  
Shingles: Dual Brown



10' x 14' • T1-11 • 6'-6" Wall • Classic  
Color: Dark Gray  
Trim: White  
Shingles: Charcoal Gray



10' x 12' • T1-11 • Classic  
Color: Sage  
Trim: Avocado  
Shingles: Charcoal Gray



10' x 12' • Vinyl Classic  
Color: Heritage Gray  
Trim: Heritage Gray  
Shingles: Slate



8' x 12' • T1-11 • Classic Stain  
Color: Mushroom  
Trim: Navajo White  
Shingles: Slate



12' x 16' • Lap Board Siding  
Color: Mahogany Stain  
Trim: White  
Shingles: Aged Redwood



10' x 16' • Lap Board Siding  
Color: Driftwood Stain  
Trim: White  
Shingles: Slate



8' x 14' • Vinyl Classic  
Color: White  
Trim: White  
Shingles: Dual Brown

# Quaker Sheds



10' x 16' • Deluxe Quaker  
Color: Red  
Trim: Navajo White  
Shingles: Charcoal



10' x 20' • Lap Board  
Color: Cedar Stain  
Trim: Almond Trim  
Burgundy Metal Roof



8' x 14' • Vinyl  
Color: Antique Ivory  
Trim: White  
Shingles: Slate



12' x 16' • T1-11  
Color: Buckskin  
Trim: Red  
Shingles: Dual Brown



10' x 16' • T1-11  
Color: Sage  
Trim: White  
Shingles: Charcoal



10' x 18' • T1-11 • Optional Tin Roof  
Color: Tan  
Trim: White  
Red Tin Roof



10' x 16' • Vinyl • 6'-4" Wall Victorian  
Color: White  
Trim: White  
Shingles: Charcoal Gray



10' x 20' • Vinyl • 7' Wall Victorian  
Color: Savannah Wicker (Carolina Bead)  
Trim: Savannah Wicker  
Shingles: Weatherwood



10' x 14' • T1-11 • 6'-4" Wall Victorian  
Color: Cream  
Trim: Navajo White  
Shingles: Aged Redwood



6' x 8' • T1-11 • Playhouse  
Color: Navajo White  
Trim: White  
Shingles: Black



10' x 16' • T1-11 • 6'-6" Wall Victorian  
Color: Tan  
Trim: Charcoal Brown  
Shingles: Dual Brown  
Stone Color: Seneca



12' x 24' • Vinyl • 7' Wall Victorian  
Color: Tan  
Trim: White  
Metal Roof Color: Tudor Brown (standing seam)


# Garages



24' x 28' • T1-11 • 2-Car Garage  
Color: Almond • Trim: Almond • Shingles: Weatherwood



20' x 24' • Vinyl • Optional Dormer with 1-Car Garage  
Color: Prairie Wheat • Trim: White • Shingles: Weatherwood



14' x 30' • T1-11 • 1-Car Garage  
Color: Clay • Trim: Avocado • Shingles: Weatherwood



12' x 24' • Vinyl • Optional Dormer  
Color: White • Trim: Almond • Shingles: Dual Brown



12' x 16' • Board & Batten  
Color: Plain • Shingles: Dual Brown



12' x 24' • T1-11  
Color: Navajo White • Trim: Black • Shingles: Slate



12' x 24' • Vinyl  
Color: Slate • Trim: White • Shingles: Charcoal





10' x 12' • T1-11 • Stained Pool House  
 Color: Chestnut Brown Stain • Trim: Navajo White  
 Shingles: Dual Brown • Stone Color: Whisperwood



12' x 18' • Hip Roof Sun Room  
 Color: Navajo White  
 Trim: White  
 Shingles: Slate



Interior View  
 of Sun Room



12' x 16' • Hip Roof Sun Room  
 Color: Cedar German Siding  
 Trim: White  
 Shingles: Dual Brown



10' x 14' • Vinyl  
 Color: White • Trim: White • Shingles: Charcoal Gray




10' x 12' • T1-11  
 Color: Tan • Trim: White • Shingles: Black



10' x 12'  
 Lap Board & Metal Roof  
 Color: Cedar  
 Trim: Charcoal Brown  
 Metal Roof: Earth Brown

# Run-in Sheds



10' x 16' • Board & Batten  
Color: Plain • Shingles: Weatherwood



Chicken Coop




12' x 24' • T11 with Optional Tin Roof

## Dog Houses



T1-11 • Chain Link Kennel



Insulated Interior View of Dog Kennel



4 Sizes Available

Paint Colors



Stain Colors — Board & Batten




Stain Colors — Lap Board



Colors may not match

Shingle Colors




Trim Coil



Vinyl Colors



Vinyl Shutter Colors



Solanco Metal Roofing



Ramp

OPTIONS



Cupolas

OPTIONS

Flower Boxes & Shutters





14' x 24' • T1-11  
Color: Beige • Trim: White • Shingles: Earthtone Cedar



12' x 24' Two Story Barn • T1-11  
Color: Dark Brown • Trim: Buckskin • Shingles: Dual Brown